



Law Enforcement and Government Requests Report

How Kaspersky
works with
external
requests
worldwide

kaspersky BRING ON
THE FUTURE



Proven.
Transparent.
Independent.

Kaspersky's approach in dealing with law enforcement and government requests worldwide

Pioneering with greater transparency and accountability in cybersecurity, we share our approach in responding to requests from law enforcement and government organizations worldwide organizations for user-data and technical expertise. Core principles in our approach clarify how we cooperate in fighting cybercrime, so our users can be confident trusting Kaspersky cybersecurity solutions.

Core principles in responding to law enforcement and government requests



No access to user data and infrastructure

We never provide any law enforcement or government organization with access to user data or the company's infrastructure.



Support to cross-border cybercrime investigations by sharing technical expertise

We help national, regional and international law enforcement agencies by assisting in cybercrime investigations, where our security experts provide technical expertise and non-personal technical information.



Legal verification of all requests to ensure our compliance with applicable laws and procedures

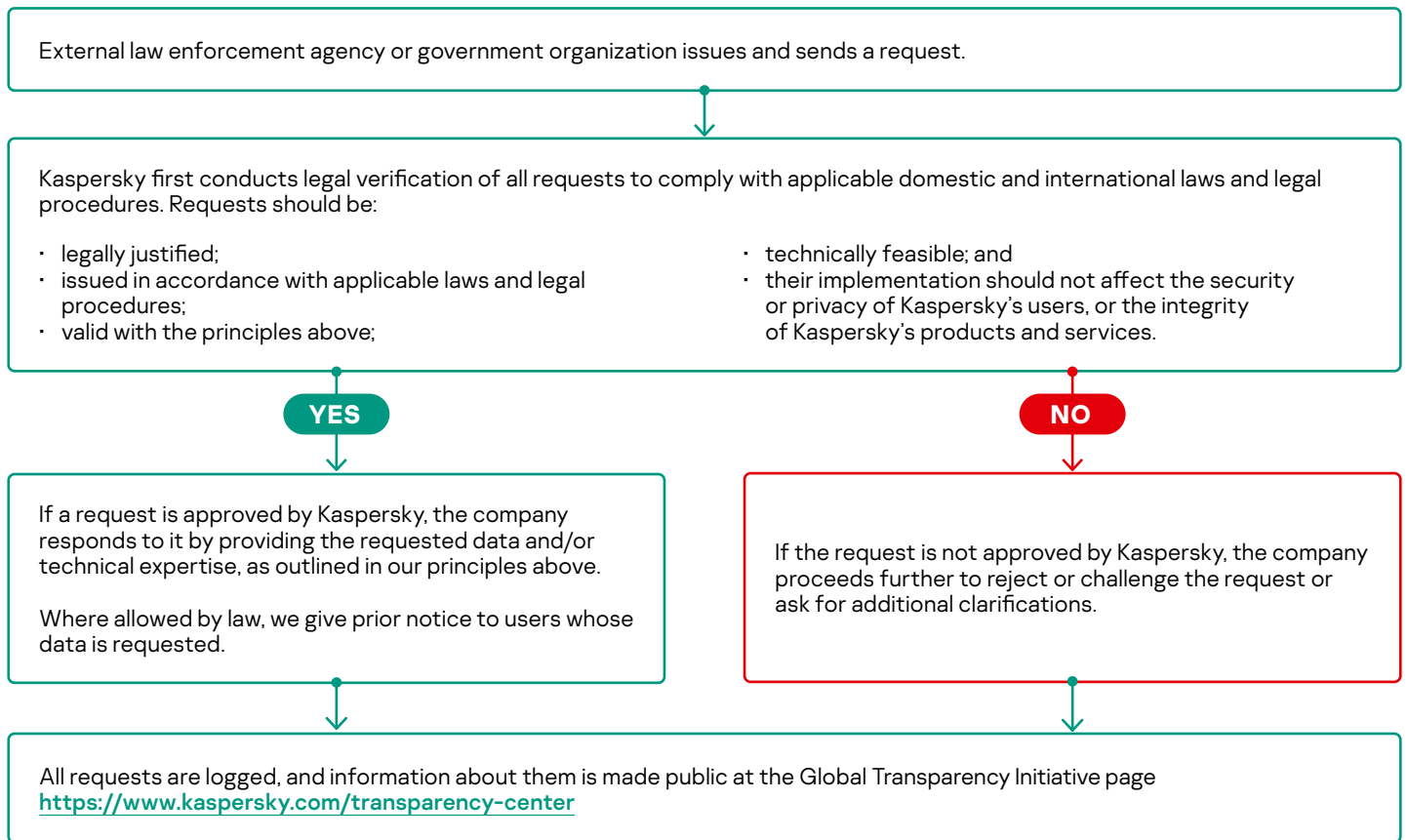
We verify compliance of incoming requests with applicable laws and legal procedures in countries where Kaspersky operates, be they narrow and specific or otherwise, and we may reject or challenge such requests.



Requests for encryption keys or introducing undeclared capabilities are and always will be declined

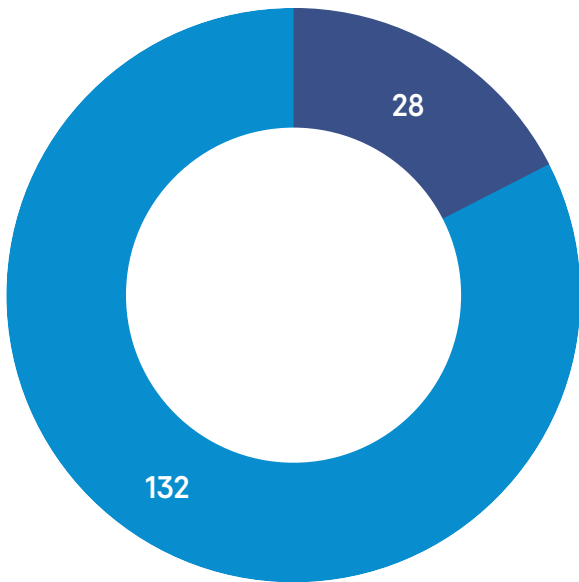
We do not provide any government, law enforcement agency or international organization with our encryption keys, and we do not add undeclared capabilities in our products and services.

Steps in responding to law enforcement and government requests

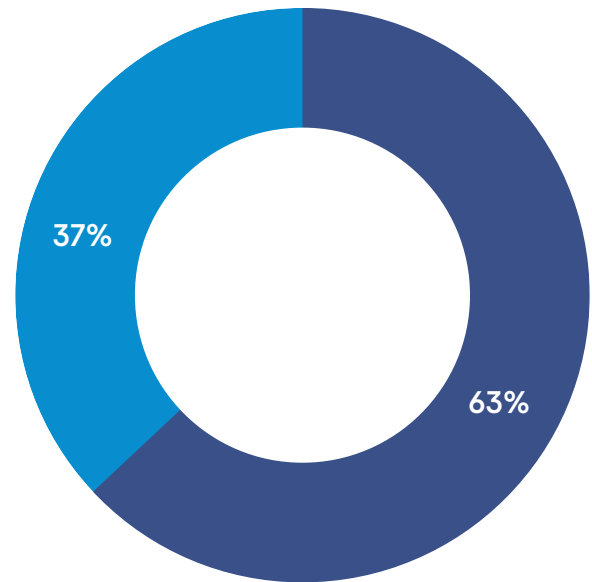


Law Enforcement and Government requests, 2020

Country	Total Number of Requests	Total Number of Requests for User Data	Total Number of Requests for Non-Personal Technical Information & Expertise
TOTAL:	160	28	132
Brazil	2	0	2
Chile	1	0	1
Colombia	1	0	1
Ecuador	2	0	2
France	11	1	10
Germany	7	0	7
India	2	0	2
Japan	11	0	11
Jordan	1	0	1
Marocco	1	0	1
Russia	93	27	66
Saudi Arabia	1	0	1
Singapore	3	0	3
South Korea	23	0	23
Spain	1	0	1



- Total Number of Requests for User Data
- Total Number of Requests for Non-Personal Technical Information & Expertise



- Requests Processed and Approved
- Requests Processed and Rejected (No Data Found or Not Meeting Legal Verification Requirements)

Requests for Non-Personal Technical Information & Expertise

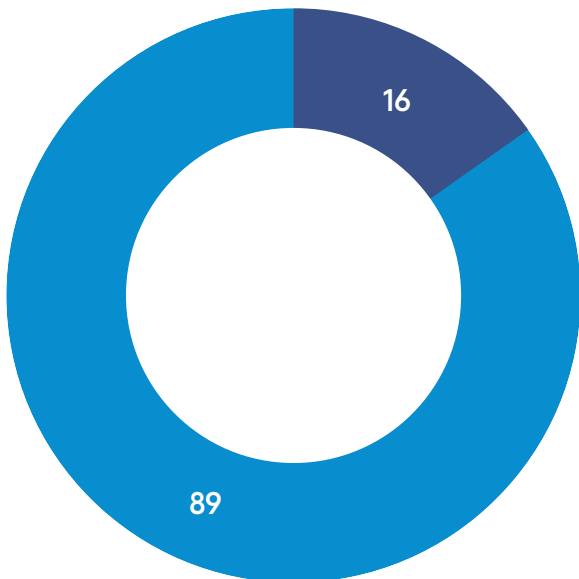
Country	Requests Processed and Approved		Requests Processed and Rejected (No Data Found or Not Meeting Legal Verification Requirements)	
	Percentage	Count	Percentage	Count
TOTAL:	63%	101	19%	31
Brazil	100%	2	0%	0
Chile	100%	1	0%	0
Colombia	100%	1	0%	0
Ecuador	100%	2	0%	0
France	91%	10	0%	0
Germany	100%	7	0%	0
India	100%	2	0%	0
Japan	100%	11	0%	0
Jordan	100%	1	0%	0
Marocco	100%	1	0%	0
Russia	38%	35	33%	31
Saudi Arabia	100%	1	0%	0
Singapore	100%	3	0%	0
South Korea	100%	23	0%	0
Spain	100%	1	0%	0

Requests for User Data

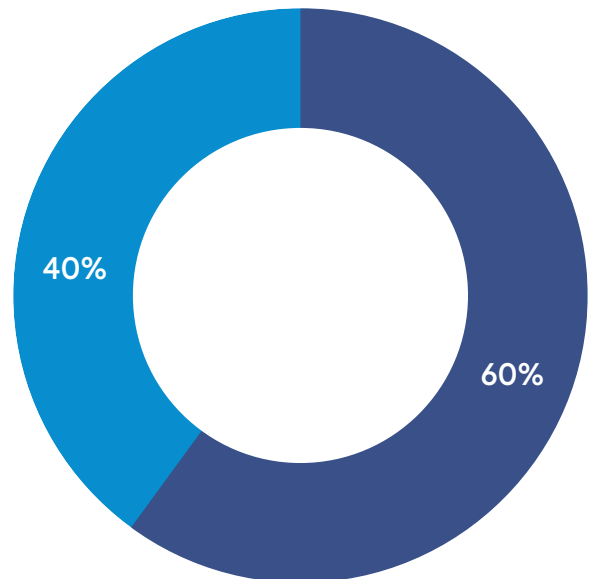
Country	Requests Processed and Approved		Requests Processed and Rejected (No Data Found or Not Meeting Legal Verification Requirements)	
	Percentage	Count	Percentage	Count
TOTAL:	0%	0	18%	28
Brazil	0%	0	0%	0
Chile	0%	0	0%	0
Colombia	0%	0	0%	0
Ecuador	0%	0	0%	0
France	0%	0	9%	1
Germany	0%	0	0%	0
India	0%	0	0%	0
Japan	0%	0	0%	0
Jordan	0%	0	0%	0
Marocco	0%	0	0%	0
Russia	0%	0	29%	27
Saudi Arabia	0%	0	0%	0
Singapore	0%	0	0%	0
South Korea	0%	0	0%	0
Spain	0%	0	0%	0

Law Enforcement and Government requests, 2021

Country	Total Number of Requests	Total Number of Requests for User Data	Total Number of Requests for Non-Personal Technical Information & Expertise
TOTAL:	105	16	89
Belgium	1	0	1
Brazil	2	0	2
Chile	1	0	1
Colombia	1	0	1
Denmark	1	1	0
Ecuador	1	0	1
France	6	0	6
Germany	3	0	3
India	1	0	1
Italy	5	1	4
Japan	10	0	10
Jordan	2	0	2
Russia	49	14	35
Singapore	3	0	3
South Korea	12	0	12
Spain	5	0	5
Vietnam	2	0	2



- Total Number of Requests for User Data
- Total Number of Requests for Non-Personal Technical Information & Expertise



- Requests Processed and Approved
- Requests Processed and Rejected (No Data Found or Not Meeting Legal Verification Requirements)

Requests for Non-Personal Technical Information & Expertise

Country	Requests Processed and Approved		Requests Processed and Rejected (No Data Found or Not Meeting Legal Verification Requirements)	
	Percentage	Count	Percentage	Count
TOTAL:	60%	63	25%	26
Belgium	100%	1	0%	0
Brazil	100%	2	0%	0
Chile	100%	1	0%	0
Colombia	100%	1	0%	0
Denmark	0%	0	0%	0
Ecuador	100%	1	0%	0
France	100%	6	0%	0
Germany	100%	3	0%	0
India	100%	1	0%	0
Italy	60%	3	20%	1
Japan	100%	10	0%	0
Jordan	100%	2	0%	0
Russia	20%	10	51%	25
Singapore	100%	3	0%	0
South Korea	100%	12	0%	0
Spain	100%	5	0%	0
Vietnam	100%	2	0%	0

Requests for User Data

Country	Requests Processed and Approved		Requests Processed and Rejected (No Data Found or Not Meeting Legal Verification Requirements)	
	Percentage	Count	Percentage	Count
TOTAL:	0%	0	15%	16
Belgium	0%	0	0%	0
Brazil	0%	0	0%	0
Chile	0%	0	0%	0
Colombia	0%	0	0%	0
Denmark	0%	0	100%	1
Ecuador	0%	0	0%	0
France	0%	0	0%	0
Germany	0%	0	0%	0
India	0%	0	0%	0
Italy	0%	0	20%	1
Japan	0%	0	0%	0
Jordan	0%	0	0%	0
Russia	0%	0	29%	14
Singapore	0%	0	0%	0
South Korea	0%	0	0%	0
Spain	0%	0	0%	0
Vietnam	0%	0	0%	0

Global Transparency Initiative:
www.kaspersky.com/transparency-center
Kaspersky Transparency Centers:
www.kaspersky.com/transparency-center-offices
IT Security News:
kaspersky.com/blog

www.kaspersky.com

kaspersky